



HANDCRAFTS MONTHLY



APRIL GATHERINGS

APRIL 14

10:00 to noon at Sewing World in the upstairs classroom, 136 71 Ave. SE

If you wish, please bring along a snack to share. Remember to park in the rear and to mention us when you shop. Stay on for the Apron Demo.

No Second Gathering this month due to the F&YS.

*APRIL
at a glance*

April 14 - Sewing World Gathering.

April 14 - Apron Demo.

F&YS - Yes, time again for the FABRIC & YARN SALE, a much anticipated event.

North American babies wear bibs but European cuties are wearing bandanas like these from Made by Me & Shared with You.

Bet we can make our own. Read on.

NEWS FROM HANDCRAFTS COMMITTEE

APRON DEMO - APRIL 14

Stay on after the April 14 Gathering at Sewing World for a mini demo on aprons. Aprons are popular items at the sale and Rose Besler and Dawn Bolger will talk about fabric, styles and embellishments that result in aprons that sell.

There may even be some kits available.

TAGS

Product Custodians love it when items arrive with tags attached and filled in. It has to be done and who better to provide useful information than the creator?

Seems like a simple thing to put a tag on a handmade item but, as with most things, there is an element of art to it as well. So what makes a tag worth reading?

NAME THAT THING - It can be a load of fun to get together with a friend to make up names for those baby dolls, dinosaurs, hats, bracelets or felted slippers. We've heard customers at BB&B comment about a quirky name that added that little extra attraction.

WHO DUNNIT? - Please add your initials, name or pseudonym (some of you have such cool alter egos). It is helpful if questions arise about the item.

WHATS IN IT? - Content and care for items such as wearables and Home Decor are very valuable to the customer. For fibres, include the yarn label if you have it.

DOES SIZE REALLY MATTER? - Well, sometimes so when it does, please be sure to include that info too.

\$ - Don't worry about pricing. Pricing committees will take care of this part just before the sale.



KNIT NOTES

SEW WHAT?

HATS - ONE or TWO SKEIN WONDERS


We've been making hats for sale at BAGS, BABIES & BEYOND, and wanted to share our favourite pattern books. All are available at the Calgary Public Library.

There are patterns for all levels of knitter, and all types of yarn. Some are sporty, some classy, some elegant.


Have a look, plan what yarn you might pick up at the Fabric and Yarn Sale, and try a couple for our October sale.




The Ultimate Hat Book by the Editors of Vogue Knitting.



Weekend Hats, edited by Cecily Glowik MacDonald & Melissa LaBarre



Boutique Knits, by Laura Irwin.



Or try this beauty. Get the free pattern from Knitpicks [HERE](#) and it is still just two skeins.



Or how about something crocheted for a man? This one is very cute - the hat I mean. Get the free pattern [HERE](#).

A FEW IDEAS FOR BABY BOYS!

BABY BANDANA BIBS

These are a cute way to keep the little ones neat and tidy and looking debonair at the same time!



They can be fastened by pulling the end through a buttonhole (but, please, no button) or with an easy release snap or velcro.

Check out these links for instructions (plenty more online - check out all the great fabrics!)

<http://www.awaitingada.com/2013/05/fat-quarter-friday-reversible-bandana-bib.html>

<http://leafytreetopspot.blogspot.ca/2014/02/free-pattern-and-tutorial-baby-dribble.html>

WEE WEE WIGWAMS

Have you seen these little things? They are the perfect solution for those unruly diaper changes, when baby boys seek revenge on the person allowing cool air to hit their Nether Regions.



Here's the solution. Just plop one of these Wigwams on top while you're wiping, situating, unfolding the diaper, etc. And if they soil it, just toss it in the washer for next time. Easy as that. Featured with kind permission from Ashley of Make it & Love it.

Tutorial at this link. <http://www.makeit-loveit.com/2009/08/wee-wee-wigwam.html>

LITTLE MAN SHOES

Having taken care of the wet bits, let's think about these adorable little shoes to sew for little men.



Now of course, these can be made for little girls too but we always have so many wonderful little girl items that we thought it would be timely to try a few unique little boy things. These fill that bill. If you size them up for bigger boys, add some non-slip to the soles. Find the tutorial at Shwin & Shwin the link below.

<http://shwinandshwin.blogspot.com.au/2011/05/little-man-shoes.html>